


















# Back to School Picture Patterns (A)



Cut and paste a picture that continues each pattern.

1.      

2.      


3.      

4.      

5.      

6.      

Cut-outs




Images from [Openclipart.org](http://Openclipart.org)

Math-Drills.com


# Back to School Picture Patterns (A) Answers

Cut and paste a picture that continues each pattern.


1.




2.




3.




4.




5.



6.



Cut-outs



Images from [Openclipart.org](http://Openclipart.org)

Math-Drills.com