

# Back to School Picture Patterns (B)

Cut and paste a picture that continues each pattern.

1.      

2.      

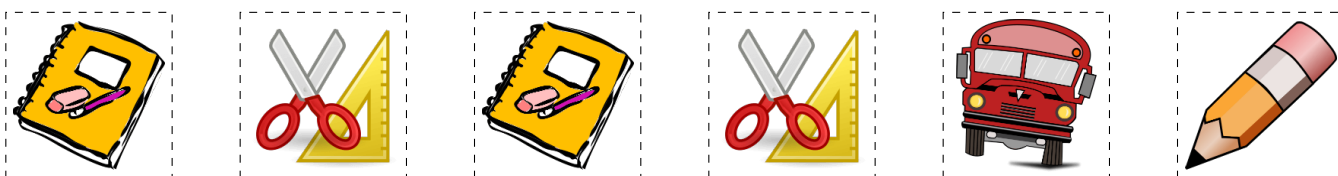
3.      

4.      

5.      

6.      

Cut-outs









Images from [Openclipart.org](http://Openclipart.org)

Math-Drills.com

# Back to School Picture Patterns (B) Answers

Cut and paste a picture that continues each pattern.



Cut-outs

