

# Back to School Picture Patterns (C)

Cut and paste a picture that continues each pattern.

1.



2.



3.




4.



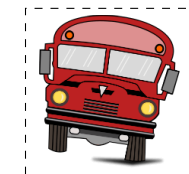


5.



6.


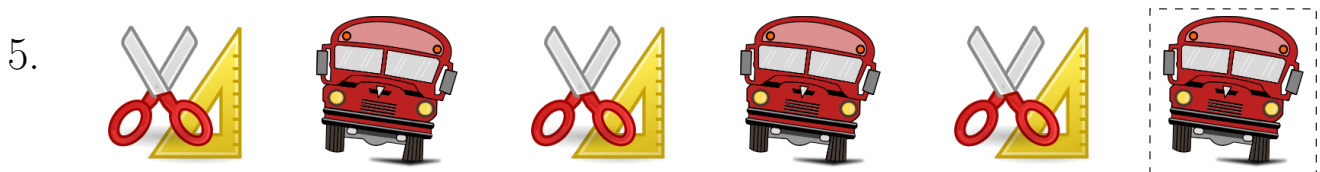






Cut-outs



# Back to School Picture Patterns (C) Answers

Cut and paste a picture that continues each pattern.



Cut-outs

