








PARKHURST STATE SCHOOL






Learning@Home in Term Two

This is an update on the suite of online learning resources and communication tools available to families from Term Two to ensure the continuity of learning is sustained in the event of a prolonged school closure or absence. Classroom Teachers will personally contact all families at the start of Term Two, providing additional and specific information.



Curriculum Content and Resources

	<p>Links to unlisted lesson videos, presented by Parkhurst State School Teachers have been uploaded to YouTube and will be shared via :</p> <ul style="list-style-type: none"> - Email - Class OneNotes - Class DoJo <p>Lessons have accompanying resources and tasks to complete that will also be shared via email and OneNote</p>
	<ul style="list-style-type: none"> - A suite of audiobooks and podcasts, created and read by the Parkhurst Teacher Team are available on our School Radio Station, hosted in SoundCloud. - All families have access to all stories. - Class Teachers have developed activities and tasks to accompany focus stories as part of Class Reading Programs
	<p>Microsoft OneNote</p> <p>Class OneNotes will be used in the event of a need to transition to a longer term online platform. Microsoft OneNote allows teachers to collaborate with learners and distribute a range of content that can be accessed from iPads, tablets, laptops and personal computers (PCs). Many learners are already highly proficient in using OneNote. Microsoft OneNote is available as a free Microsoft Office download.</p>
	<p>Class Dojo</p> <ul style="list-style-type: none"> - Earlier this year, Third Party Consent Forms were sent home to all families. Class DoJo was on the list of software and apps. - The Class DoJo App can be downloaded onto mobile devices, or log in online at https://www.classdojo.com - Some Teachers may be using Class Dojo to : <ul style="list-style-type: none"> - communicate with learners and their families - send and share learning tasks (including completed activities) - send YouTube links
	<p>Learner Email Accounts</p> <p>Visit : https://owa.eq.edu.au</p> <ul style="list-style-type: none"> - accessed by learner's school username and password - for educational use only - for communication between learners and teachers - Teachers may email work and feedback - Staff Email Addresses can be found at this link on our website : Contact Our Teachers
	<p>learning@home</p> <p>Visit https://education.qld.gov.au/curriculum/learning-at-home</p> <ul style="list-style-type: none"> - The Department of Education has a number of online tools and resources to support learners. - Curriculum resources for Mathematics and English are available for learners to complete at their own pace. - Prep to Year 3 learners may require support to read and understand instructions.

Online Books, Videos and Reading Materials

	<p>Reading Eggs</p> <ul style="list-style-type: none"> - Third Party Consent Forms were sent home to all families to access Reading Eggs. All P-3 Learners have Usernames and Passwords. - Website : https://readingeggs.com.au/ - ABC Reading Eggs Learn to Read App is available on Apple's App Store and from Google Play - Be sure to check out the other Reading Eggs Apps
	<p>Epic</p> <ul style="list-style-type: none"> - Class Teachers, Mrs O'Farrell and Ms Stace will provide access to Epic Reading Collections they have curated - Website https://www.getepic.com/ - These will be emailed with Usernames and Passwords and will appear in Term Two Class OneNotes - Epic! Kids' Books and Videos App is available on Apple's App Store and from Google Play
	<p>Sunshine Online</p> <ul style="list-style-type: none"> - Third Party Consent Forms were sent home to all families to access Sunshine Online. All 4-6 Learners will soon be issued Usernames and Passwords. - Website : https://www.sunshineonline.com.au/ - Sunshine Primary Club App is available on Apple's App Store and from Google Play
	<p>Storyline Online</p> <ul style="list-style-type: none"> - This site features a wide range of stories, books and videos for learners to access, featuring some famous readers - Website https://www.storylineonline.net - Storyline Online App is available on Apple's App Store and from Google Play
	<p>School on TV : Learn with ABC TV Education</p> <ul style="list-style-type: none"> - ABC TV Education is launching an expanded schedule of education content to support learners, teachers and parents with home based learning. Each weekday will start with content for Lower Primary students at 10:00 a.m. and Primary level content will continue throughout the morning. Programming then progresses up to Secondary level content in the afternoons. - The schedule information will be posted on the link below. - iView hosts a collection of carefully curated education content. - Website https://www.abc.net.au/tveducation/

Apps

	<p>Out and About App</p> <ul style="list-style-type: none"> - helps Prep to Year Two learners master the first 100 sight words - designed for parents and carers to give to young children to fill their time in a fun and educational way. - contains additional games and ideas for parents to help their children recognise sight words. - Provides ideas, activities and resources (including flashcards and placemats) to help children recognise the sight words. - Link https://qed.qld.gov.au/about-us/det-apps/out-and-about
	<p>SPEAK App</p> <p>Speaking Promotes Education And Knowledge provides lots of fun, free activities, ideas and information for parents, carers and educators to support and nurture language development in children from 0 to 6 years of age.</p> <p>Link https://qed.qld.gov.au/about-us/det-apps/speak</p>

More Apps and Links

	<p>Apple Notes is a useful app as it can be used as a scanner to share completed work. All you need to do is :</p> <ol style="list-style-type: none"> 1. Open a new or existing note 2. Tap the camera icon and tap 'Scan Documents' 3. Place your document in the camera's view. 4. You can use the auto-capture option by bringing your doc into the viewfinder or use the shutter button or one of the volume buttons to capture the scan. 5. If needed, adjust the corners of the scan by dragging, then tap Keep Scan 6. You can scan more pages if needed, tap Save in the bottom right corner when you're all done
	<p>Microsoft Office Lens is a free app that can be used on Apple (ISO) or Android devices as a scanner. Office Lens allows you to scan and share classroom handouts and notes into OneNote and OneDrive. You can also take a picture of a whiteboard, blackboard or screen to later reference.</p>
	<p>Apps for PreSchoolers https://apps.apple.com/au/story/id1503493694</p> <p>Apps for Primary Learners https://apps.apple.com/au/story/id1503494527</p> <p>Apps for High School Learners https://apps.apple.com/au/story/id1503492981</p>
	<ul style="list-style-type: none"> - Please refer to our Parent and Carer edition of the 'Parkhurst Guide to Everything' (PG2E) for lists of recommended apps and website links. - The Parkhurst Guide to Everything (PG2E) is available to download as an eBook for your electronic devices from our website at Parkurst Guide to Everything
	<p>Free Microsoft Office 365 Download and Installation</p> <ul style="list-style-type: none"> - All Queensland State School Learners and Staff can download multiple free copies of the Microsoft Office 2016 Suite to their personal home computers and mobile devices. You can choose to install Office 2016 or upgrade from Office 2013. - Detailed download and installation instructions are on our 'Learn@Home' page on our school website at this link ... Download and Install Microsoft Office 365
	<p>Parkhurst learning@home</p> <p>A 'one stop shop' of Parkhurst State School learning resources, documents and materials is housed on our school website at this link https://parkhurstss.eq.edu.au/curriculum/learning-home</p> <p>This section of our website hosts a page for each Learning Neighbourhood that has links to learning grids and associated resources to assist in setting up a learning zone in your home and for the first fortnight of learning after the Easter Break.</p> <div data-bbox="472 1877 1075 2136">  </div>

Learning at Home in Weeks One and Two

The Department of Education has stated that all Queensland Schools will be open for children of essential workers. The Department also state that if a child is able to learn from home, they should learn from home and will be supported by the materials, resources and processes established by schools to facilitate this. Learners of essential workers attending Parkhurst State School will engage in the activities planned by Teachers last Term to ensure a consistency in curriculum. From Week Three to Week Five, we will transition to learning delivered via our online resources, including our YouTube Channel, SoundCloud and Microsoft OneNote.

On our school website, under the 'Curriculum' tab, there is a 'Learning@Home' menus that contain information, resources, learning tasks and activities for learners to undertake. These have been organised by Learning Neighbourhood (ie; P/1, 2/3, 4/5 and Year 6), Specialist Learning Areas and school focus/priority areas. The link is <https://parkhurstss.eq.edu.au/curriculum/learning-home>

Learning Grids

Every Learning Neighbourhood has developed Learning Grids for Reading, Writing, Mathematics, Spelling, Social and Emotional Learning and Integrated Studies. Learners are encouraged to make daily choices of tasks and activities over the fortnight period and complete their work in a scrapbook or exercise book. As tasks and activities are completed, the section of the grid is coloured as a guide to what options remain.

PAWS Reading

Reading remains front and centre as our school improvement priority and focus. **Practise Achieves Weekly Success**. Every Parkhurst State School learner is encouraged to continue their nightly reading to collect their PAWS. Just as there are four pads on a PAW, we encourage every learner to read for at least four nights each week. Prompt sheets, suggested questions and activity responses are included in the PG2E as well as in the Learning Packs.



PAWS would love to see and hear of every child reading at home. Please consider emailing PAWS with your photos, a book review, a recommendation or a drawing to paws@parkhurstss.eq.edu.au We are confident every email will be responded to by PAWS !

What can I do to get ready for home learning?

Teachers and School Staff have been working hard to plan for home based learning and have developed learning programs that best suit the learners at our school. Your child/ren's teacher/s will be in contact with you early next week to let you know what to expect and how you can best support your child/ren's learning.

To support parents and carers, some tips have been put together to make the transition easier ...

- Treat the first week as a 'starting school' or orientation type of week. Not everything will go to plan, and it might take a while to work out how to find and use the right resources and understand what's best for you and your child. The 'how to' will come first, and then the learning.
- Remember that your child/ren's teacher/s usually divide their attention between up to 28 learners who all work at different paces and need different levels of support. At home, two to three hours of learning each day will usually be plenty. Try using a range of other activities to keep children engaged and stimulated without becoming overwhelmed.
- Routines and consistency can be a source of comfort for parents and children alike, but keep in mind that your routine doesn't have to be the same as a school routine. If you use a timetable at home, make sure it's manageable for everyone and flexible enough that you can adapt it as you learn what works.
- This situation presents an opportunity for learners to find out more about themselves as learners and to become more confident in self-directing their learning.

Encourage your child to take responsibility for not only learning but also for staying in touch with their teacher, their class and their friends and community.

- If your child/ren is finding a task difficult, make suggestions and answer questions, but try to let them figure things out for themselves as much as possible. Give them opportunities, where appropriate, to take control of their own learning.
- Remember this is new for us, too. You can help us succeed by letting us know if you're unsure about something and using the preferred contact time and method that your teacher will advise you of.

Further information on supporting your child, maintaining healthy learning routines and setting up a learning space at home can be found at **learning@home-Wellbeing of students page**.

Advising of Learning at Home

Please email the school using admin@parkhurstss.eq.edu.au to advise the Administration Team if your child/ren are learning from home and for what period (if known). The School also has a dedicated Absence Line **07 4924 6566** to also inform of your child/ren learning from home.

Keeping in Touch

A specific email address has been established for parents and carers to post questions regarding any aspect of learning@home. The link is on our own 'learning@Home' page on our website is in the list below,

Quick Links

School Website : <https://parkhurstss.eq.edu.au/curriculum/learning-home>

YouTube Link : <https://www.youtube.com/channel/UCbvFiZhFp4WmcQJVjyKeDcg>

Parkhurst Radio Link : <https://soundcloud.com/parkhurst-school-radio>

DoE Website Link : <https://education.qld.gov.au/curriculum/learning-at-home>

Reading Eggs : <https://readingeggs.com/>

Sunshine Online : www.sunshineonline.com.au/

Email Links

Information Email : questions@parkhurstss.eq.edu.au

PAWS Email : paws@parkhurstss.eq.edu.au

Staff Email : [Staff Email Addresses](#)

We are all about to embark on something new, something we have not experienced before and something that we will ensure meets the learning needs of every learner at Parkhurst State School. This is an opportunity for us all to collaborate and deliver our curriculum in a different way. Over the course of the next five weeks, Staff will be continuing to :

- maintain contact with all families, providing support and feedback to learners
- develop online content and resources, including printed materials for families
- provide face to face learning for children of essential learners
- facilitate online learning through the platforms indicated
- provide feedback to learners

Throughout this time, we will be seeking your feedback so adjustments and modifications can be made to ensure the needs of all families are being met.

Kind regards,



Lyle Walker
PRINCIPAL